

HAY

2.0

NEW

ORDER

HAY









NEW ORDER 2.0

NEW ORDER IS AN OPEN-ENDED SYSTEM COMPRISING INTERCONNECTING ALUMINIUM PARTS AND FOCUSED ON VERSATILITY. ALL ELEMENTS ARE MODULAR, ENABLING INFINITE COMBINATIONS AND APPLICATIONS, WHILE ACHIEVING A SUSTAINABLE BALANCE BETWEEN FUNCTIONAL VARIETY AND PRICE. FOR NEW ORDER 2.0, DEVELOPED IN COLLABORATION WITH THE HAY TEAM, DIEZ OFFICE HAS ELEVATED THE FUNCTIONALITY AND QUALITY OF THE SYSTEM

BY EXTENDING ITS INFRASTRUCTURE TO INCLUDE TABLES, PANELS, DRAWERS AND DOORS, AS WELL AS WORKSPACE MANAGEMENT SOLUTIONS. LIKE THE ORIGINAL DESIGN, NEW ORDER 2.0 CAN BE INSTALLED USING A SINGLE ALLEN KEY. DEVELOPED TO MEET THE REQUIREMENTS OF A BUSY AND EVER-CHANGING OFFICE ENVIRONMENT, NEW ORDER ENABLES PEOPLE TO ENGAGE MORE EFFECTIVELY WITH THEIR WORKSPACE.

STRUCTURE

10

INFRASTRUCTURE

50

WORKSPACE MANAGEMENT

88

ACCESSORIES

104

WORKSPACE CONFIGURATIONS

108

GRID

122

INDEX

134

COLOURS / MATERIALS

142

NEW ORDER PROVIDES A STRUCTURE THAT FUNCTIONS AS A SPACE DIVIDING AND SPACE CREATING SYSTEM. COMPOSED OF SHELVES, TRAYS AND PROFILES IN VARYING LENGTHS AND DEPTHS, NEW ORDER'S GRID CREATES OPEN-ENDED CONFIGURATIONS, AS WELL AS COMPACT ARRANGEMENTS SUPPORTED BY AN INFRASTRUCTURE OF SLIDING DOORS, DRAWERS AND A VARIETY OF PANELS.



STRUCTURE



TRAYS



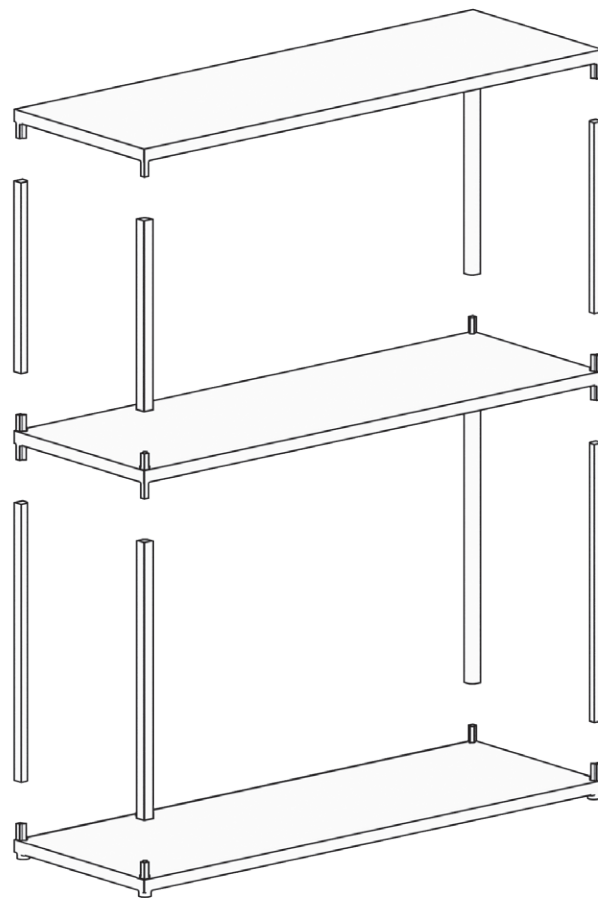
TABLES



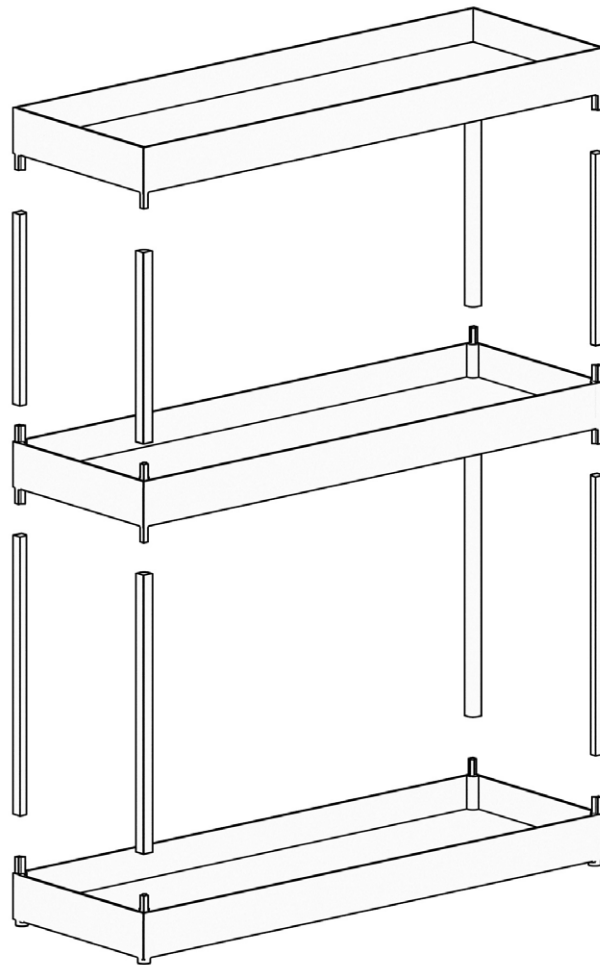
SHELVES



SHELVES / TRAYS SINGLE PROFILES



OFFERING A SELECTION OF BOTH TRAYS AND SHELVES, NEW ORDER RESPONDS TO THE NEED OF A BROAD RANGE OF STORAGE REQUIREMENTS BY COMBINING PRACTICAL AND AESTHETIC QUALITIES INTO A SINGLE DESIGN SOLUTION.



WITH THE TRAYS FUNCTIONING AS AN INNOVATIVE ALTERNATIVE TO THE SHELVES, THEY PROVIDE A MORE SECURE AND CONTAINED MEANS OF STORING A VARIETY OF SMALLER AND LARGER OBJECTS.

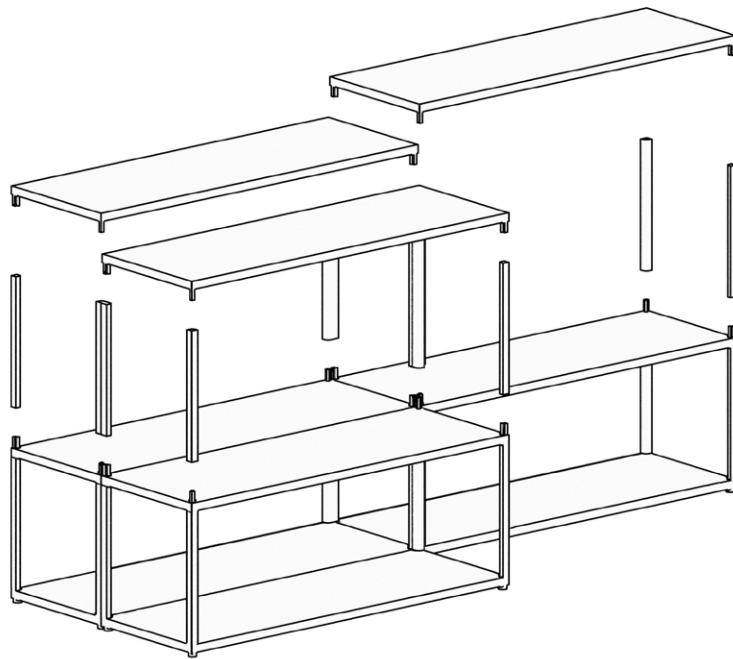




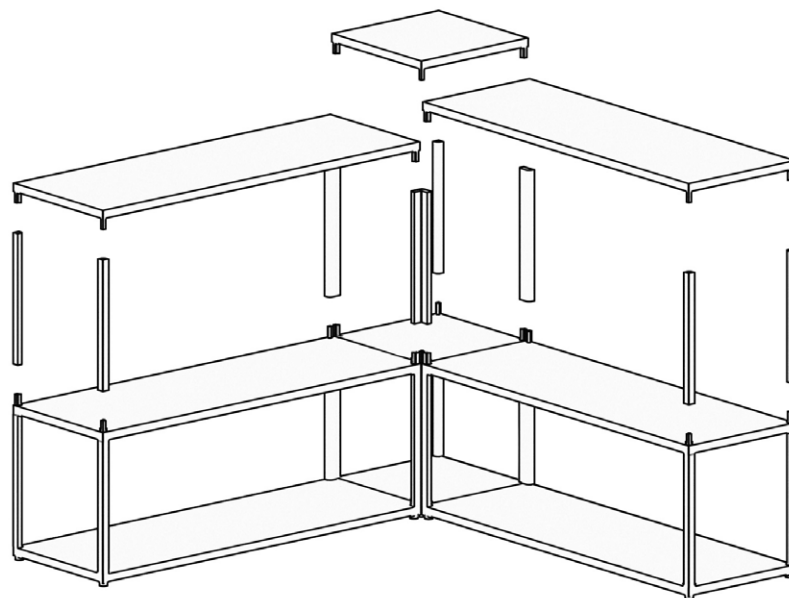




SHELVES / TRAYS
DOUBLE PROFILES / TRIPLE PROFILES




NEW ORDER'S SYSTEM INCLUDES SINGLE, DOUBLE AND TRIPLE CORNER PROFILES RESPECTIVELY CONNECTING ONE, TWO OR THREE CORNERS OF SHELVES OR TRAYS, ADJACENT TO AND IN FRONT OF EACH OTHER. IN ADDITION



TO THE RECTANGULAR ELEMENTS, SQUARE ELEMENTS ENABLE THE SYSTEM TO RESPOND TO CORNER CONDITIONS, THUS EXPANDING THE OPPORTUNITIES FOR WORKSPACE CONFIGURATIONS.

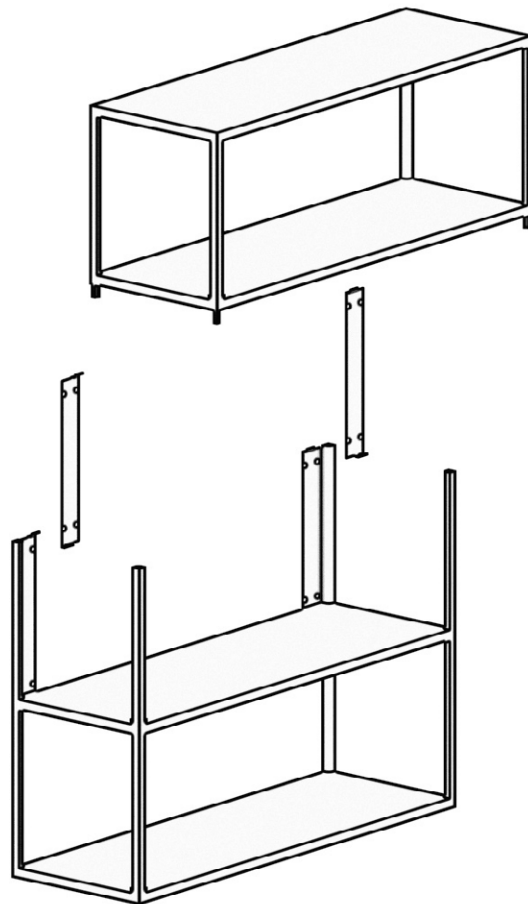








SHELVES / TRAYS WALL BRACKETS



WITH ITS MINIMAL YET SOPHISTICATED WALL MOUNT SYSTEM, NEW ORDER SHELVES AND TRAYS ARE ABLE TO INTEGRATE WITH THE ARCHITECTURE OF A SPACE, CREATING AN ELEGANT AND COHERENT EXPRESSION. BESIDES ADDING STABILITY TO THE UNIT, NEW ORDER'S WALL MOUNT PROFILE CREATES THE ABILITY TO WORK AROUND EXISTING CONDITIONS SUCH AS CABLES OR PIPES.





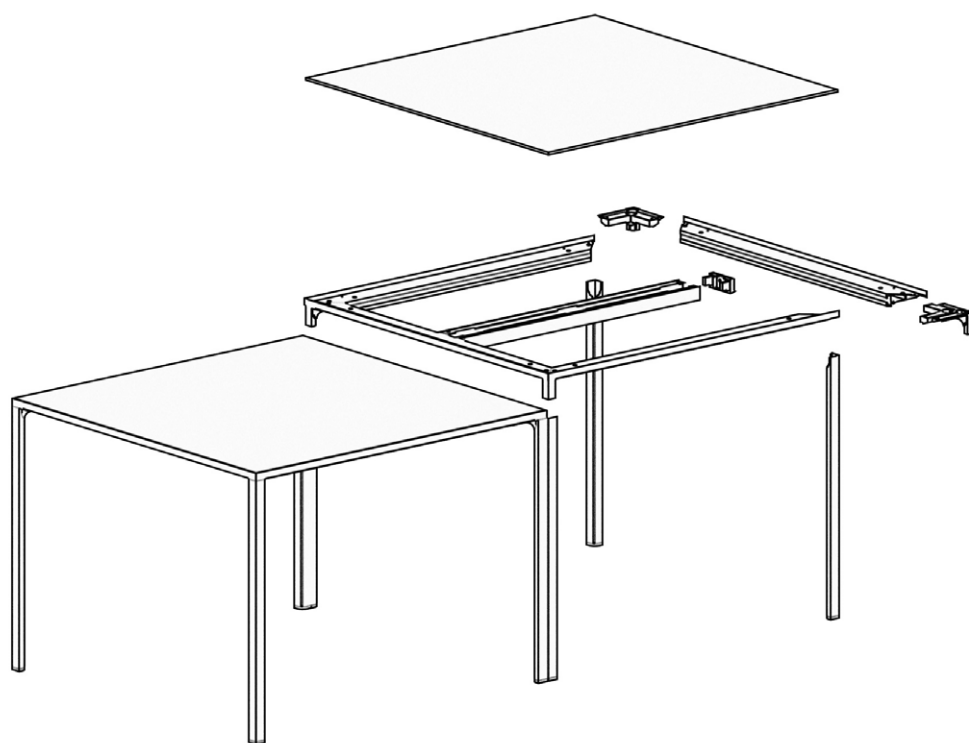
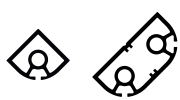






TABLES

SINGLE LEGS / DOUBLE LEGS



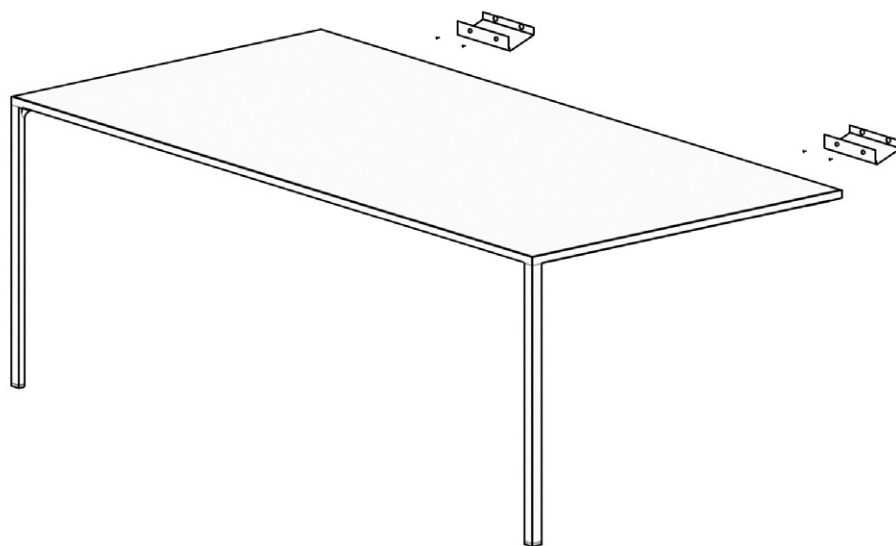
NEW ORDER'S TABLE SYSTEM IS EQUIPPED WITH SINGLE AND DOUBLE LEG PROFILES, FACILITATING BOTH MINIMAL DESK SOLUTIONS AND LARGER SET-UPS FOR TEAM-BASED WORK AND STUDY GROUPS, AS WELL AS FULFILLING THE REQUIREMENTS OF CONFERENCE ROOMS.







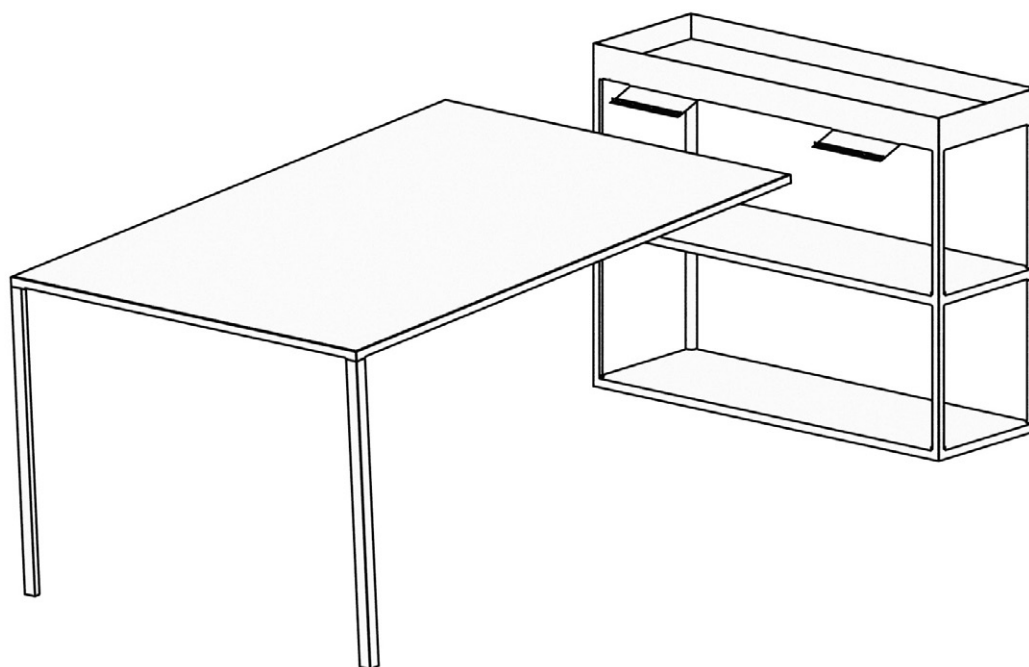
TABLE-WALL CONNECTORS



NEW ORDER'S TABLE-WALL CONNECTORS SEAMLESSLY INTEGRATE THE TABLE WITH THE WALL. THIS ELEGANT AND STABLE SOLUTION FREES UP SPACE FOR EXISTING CONDITIONS SUCH AS HEATING ELEMENTS AND PIPES.



TABLE-SHELF CONNECTOR



NEW ORDER'S TABLE-SHELF CONNECTORS ARE DESIGNED TO SEAMLESSLY MERGE TABLE AND STORAGE SYSTEMS, EXPANDING THE POSSIBILITIES FOR A MINIMAL YET STRUCTURALLY SOUND WORKSPACE SOLUTION.



NEW ORDER'S TABLES CAN BE ATTACHED TO ANY SIDE OF A SHELF/TRAY UNIT TO FORM A FUNCTIONAL AND STRUCTURALLY SOUND WORKSTATION. CONNECTING A TABLETOP WITH THE SAME WIDTH SHELVING UNIT CREATES A COM-




PREHENSIVE AND SEAMLESSLY INTEGRATED SOLUTION. A RANGE OF TABLETOP SIZES COORDINATED WITH NEW ORDER'S GRID ENABLES UNLIMITED WORKSPACE POSSIBILITIES.



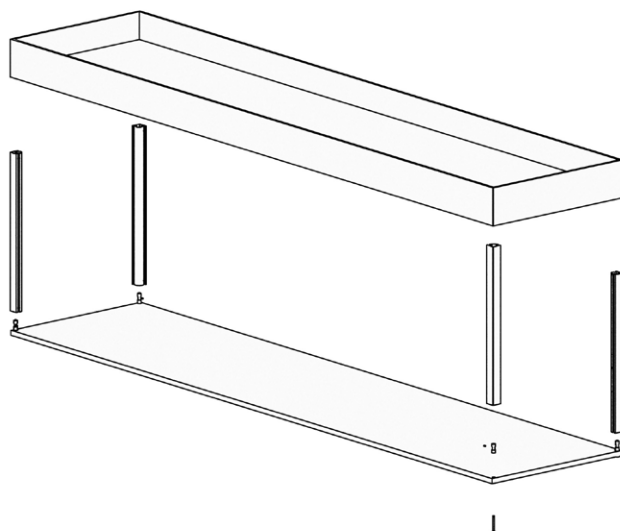








TRAY / SHELF DIVIDER



NEW ORDER'S TRAY AND SHELF SYSTEMS CAN BE MOUNTED ON TOP OF TABLE UNITS, CREATING EXTRA SPACE FOR STORAGE AS WELL AS PROVIDING PRIVACY BETWEEN WORK AREAS.













NEW ORDER 2.0 INTRODUCES AN EXTENDED INFRASTRUCTURE PROGRAMME DESIGNED TO SEAMLESSLY INTEGRATE WITH THE SHELVING SYSTEM'S GRID. EQUIPPED WITH FULLY CONCEALED CONNECTORS, THE PANELS, DRAWERS AND DOORS SNAP INTO PLACE, PROVIDING THE FLEXIBILITY NEEDED TO ADAPT TO THE EVER-CHANGING OFFICE ENVIRONMENT.



INFRASTRUCTURE



DOORS



DRAWERS



PANELS



PANELS



THE NEW ORDER GRID CAN BE FILLED WITH A VARIETY OF PANELS. FUNCTIONAL AND DECORATIVE, THEY INTEGRATE SEAMLESSLY AND ARE AVAILABLE IN A RANGE OF MATERIALS AND COLOURS: DURABLE STEEL – BOTH SOLID AND PERFORATED, ALSO SERVING AS A PEG BOARD FOR NEW



ORDER ACCESSORIES; NATURAL WOOD FOR A WARMER, MORE DOMESTIC EXPRESSION; AND KVADRAT TEXTILES FEATURING SOUND ABSORBENT QUALITIES AND FUNCTIONING AS A PIN BOARD.

WOODEN PANELS






STEEL PANELS





PERFORATED STEEL PANELS






TEXTILE PANELS



TEXTILE PANELS





ADJUSTABLE SHELVES IN STEEL





NEW ORDER'S ADJUSTABLE SHELF INSERTS PROVIDE A CUSTOMISABLE AND MORE EFFICIENT SPACE MANAGEMENT SOLUTION. THE VARYING SHELF HEIGHTS ALSO SERVE TO BREAK THE UNIFORMITY OF THE GRID ON AN AESTHETIC LEVEL.

BACK PANEL FOR OLED SCREEN MONTAGE

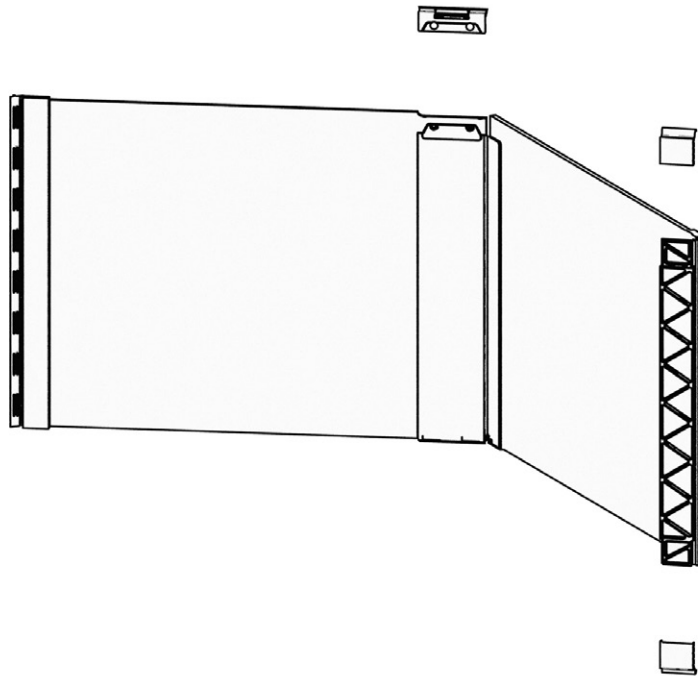


FOR PRESENTATIONS, VIDEO CONFERENCES AND IDEA SHARING, NEW ORDER 2.0 OFFERS THE FITTED AND FLUSH INTEGRATION OF OLED SCREEN PANELS, FEATURING LG

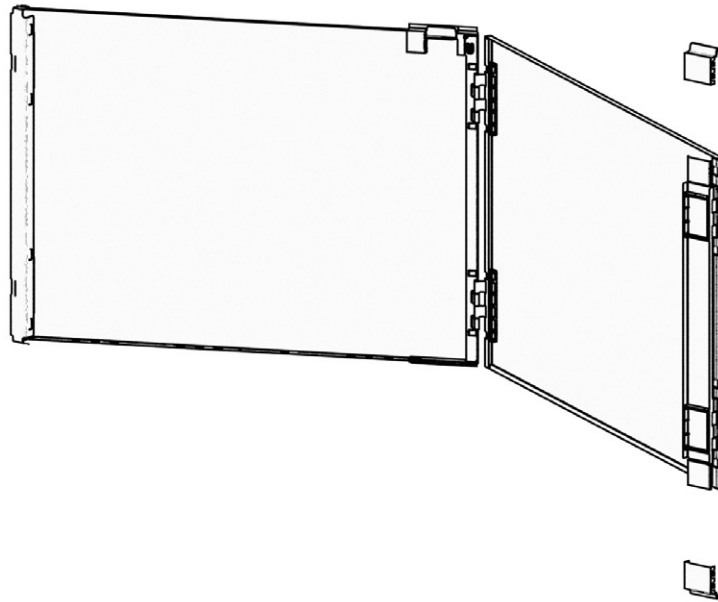


SIGNATURE SCREENS WITH SUPERIOR IMAGE QUALITY. THE PANEL MOUNT IS CONSTRUCTED IN STEEL AND FUNCTIONS AS A SOLID BACK PANEL FOR THE SHELVING UNIT BEYOND.

WOODEN SLIDING DOORS



NEW ORDER'S BI-FOLD SLIDING DOORS AVAILABLE IN WOOD AND METAL ARE MOUNTED EMPLOYING AN INNOVATIVE, DISCREET HINGE SYSTEM THAT ENABLES THEM TO SNAP INTO PLACE WITHOUT THE USE OF ANY TOOLS. THE FOLDING DOOR CONSTRUCTION OPTIMISES SPACE MANAGEMENT, OFFERING IMMEDIATE ACCESS TO THE ENTIRE INTERIOR IN A SINGLE MOVE. ADDING WARMTH AND CONTRAST TO THE NEW ORDER GRID, THE ULTRA-THIN WOODEN DOORS FINISHED WITH LACQUER AVAILABLE IN A RANGE OF COLOURS ARE EQUIPPED WITH POLYAMIDE DOOR HANDLES THAT CAN



BE MATCHED TO THE FRAME COLOUR. NEW ORDER 2.0 INTRODUCES A NEW GENERATION OF STEEL DOORS, RE-ENGINEERED TO WITHSTAND THE WEAR AND TEAR OF HEAVY USE. THE DOORS AND ALUMINIUM HANDLES CAN BE SPECIFIED TO MATCH THE COLOUR OF THE STRUCTURE, CREATING A UNIFORM LOOK AND SEAMLESS INTEGRATION WITH THE GRID, OR CUSTOMISED WITH CONTRASTING COLOURS. THE UNITS CAN BE EQUIPPED WITH A LOCKING SYSTEM FEATURING SHARED AND EXCLUSIVE LOCK MODES FOR CORPORATE USE.



WOODEN SLIDING DOORS





STEEL SLIDING DOORS




STEEL SLIDING DOORS WITH LOCK



STEEL SLIDING DOORS DOUBLE HEIGHT







DRAWERS



NEW ORDER'S STEEL DRAWERS CAN BE ADDED TO THE FRONT OR SIDE OF THE STRUCTURE WITHOUT THE USE OF ANY TOOLS, CREATING A CLOSED STORAGE SOLUTION AND A UNIFORM LOOK. A PUSH-TO-OPEN MECHANISM AND SOFT CLOSE ACTION ARE INCORPORATED IN THE HANDLE-FREE DESIGN FOR OPTIMAL FUNCTIONALITY AND EFFICIENCY.




THE SPACE BETWEEN THE DRAWERS CAN BE EQUIPPED WITH A LOCKING BAR SYSTEM THAT FEATURES SHARED AND EXCLUSIVE LOCK MODES. THE BAR IS ALSO AVAILABLE BLANK, WITHOUT LOCK, SERVING AS A FILLER FOR A SEAMLESS INTEGRATION WITH THE GRID.

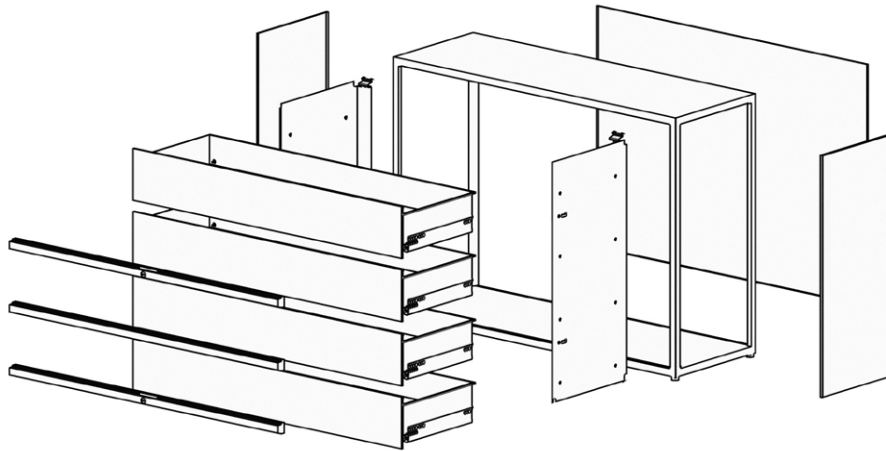




LOCK BAR FOR DRAWERS

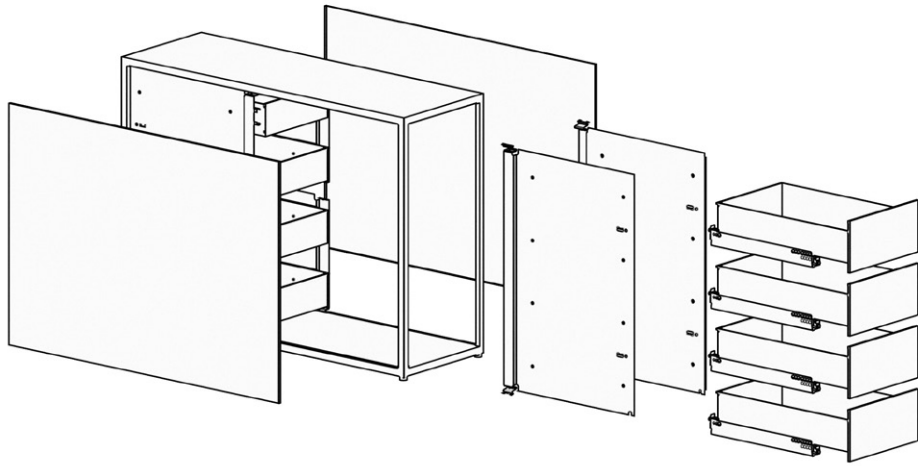








DRAWERS FOR DOUBLE HEIGHT UNIT









BENCHTOP CUSHIONS FOR TOP SHELVES



NEW ORDER'S COLLECTION OF BENCHTOP CUSHIONS PROVIDES THE OPPORTUNITY FOR AN OCCASIONAL SEATING AREA. THEY ARE AVAILABLE WITH LEATHER AND TEXTILE UPHOLSTERY.



FLOOR AND WALL MOUNTS



NEW ORDER OFFERS WALL MOUNTS TO FIRMLY SECURE SHELVING UNITS EVEN WHEN POSITIONED AT A DISTANCE FROM THE WALL. ADJUSTABLE IN LENGTH, THE WALL MOUNT STABILISES THE SHELVES. ESPECIALLY RECOMMENDED FOR USE IN CONJUNCTION WITH DRAWERS.



NEW ORDER OFFERS FLOOR MOUNTS TO FIRMLY SECURE BOTH SHELVING AND DIVIDER UNITS TO THE GROUND. OVERLOAD TESTED TO PERFORM WHEN ALL DRAWERS ARE OPENED SIMULTANEOUSLY.



FOR MOBILE APPLICATIONS, NEW ORDER'S GLIDERS CAN BE REPLACED WITH A SET OF SCREW-IN WHEELS.

NEW ORDER'S WORKSPACE MANAGEMENT ADDS FEATURES FOCUSED ON THE HUMAN ASPECT. ITS COMPREHENSIVE PROGRAMME OF CABLE AND SPACE MANAGEMENT AND THE ADDITION OF MOBILE TROLLEY

SOLUTIONS ALLOW FOR INDIVIDUALISED CONFIGURATIONS OF THE WORKSPACE, WHILE PROMOTING OPTIMAL ORGANISATION, TIDINESS AND ULTIMATELY A MORE FOCUSED WORK ENVIRONMENT.

WORKSPACE

MANAGEMENT

CABLE MANAGEMENT




TABLE MANAGEMENT



TROLLEYS








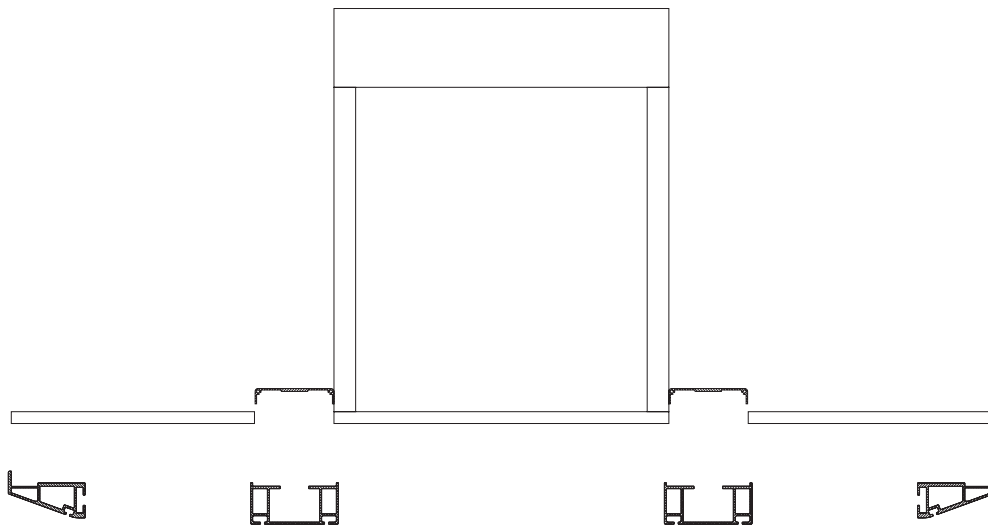
CABLE MANAGEMENT



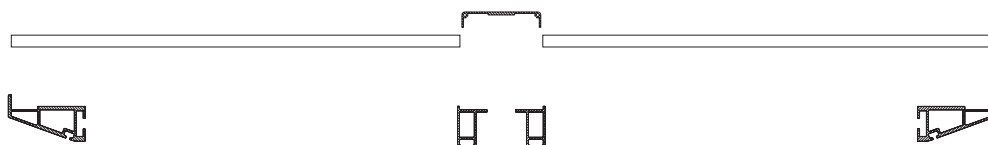
A CABLE MANAGEMENT SYSTEM IS BUILT INTO THE STRUCTURE OF EACH NEW ORDER TABLE. WITH THE HELP OF ACCESSORIES SUCH AS TRAYS, BRACKETS AND PLUGS, THIS INTEGRATED FEATURE PROVIDES FLEXIBLE AND CONVENIENT SOLUTIONS TO CHALLENGING CABLE SITUATIONS.



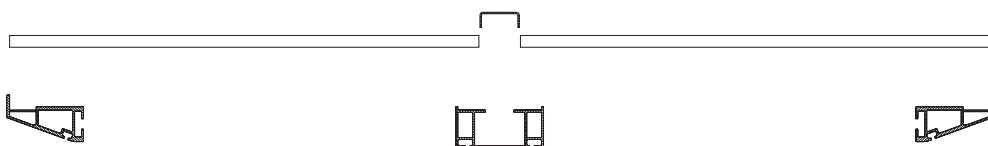
SUPPORT BAR



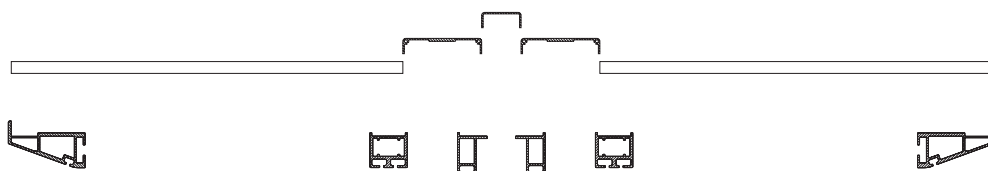
80MM WITH TOP TRAY DIVIDER



80MM




40MM




40MM AND 80MM

THE SUPPORT BAR SERVES AS THE KEYSTONE OF NEW ORDER'S CABLE MANAGEMENT SOLUTION. IT INTEGRATES PLUG SOCKETS AND MANAGES ALL THE ACCESSORIES, ENSURING A STREAMLINED AND WELL-STRUCTURED SYSTEM.

CABLE COVER 40MM



PLUG & PLAY SOLUTION



CABLE COVER 40MM: A MINIMAL SOLUTION PROVIDING SIMPLE CABLE MANAGEMENT WITH A HORIZONTAL PEN HOLDER AND CABLE OPENING. CABLE COVER 80MM: A WIDER DESIGN PROVIDING SPACE FOR CABLE PLUGS AND ACCESS TO POWER SOCKETS.

CABLE ACCESSORIES

CABLE TRAY



CABLE TRAY LARGE



SUPPORT BAR SOCKET



CABLE TRAY WITH SOCKET



NEW ORDER'S CABLE ACCESSORIES ELEVATE THE BASIC CABLE MANAGEMENT SOLUTION, BY PROVIDING INCREASED FUNCTIONALITY, OFFERING DIFFERENT-SIZED CABLE TRAYS WITH EXTRA ROOM FOR LARGER DEVICES AND MULTIPLE PLUG MANAGEMENT.



TABLE MANAGEMENT



A SYSTEM OF NEW ORDER TEXTILE PARTITIONS CAN BE ATTACHED TO NEW ORDER TABLETOPS, CREATING A WORK OR STUDY ENVIRONMENT THAT IS QUIET AND PRIVATE.





TABLE SCREEN MIDDLE




TABLE SCREEN EDGE



NEW ORDER'S TEXTILE PARTITION WALLS INTEGRATE SEAMLESSLY WITH NEW ORDER TABLES TO CREATE QUIET AND PRIVATE SECTIONS FOR WORKING OR STUDYING.



TROLLEYS




NEW ORDER'S MOBILE TROLLEYS FEATURE A TRAY TOP AND COME WITH A SINGLE DRAWER AND OPEN SHELF BELOW, AS WELL AS A CLOSED UNIT WITH THREE DRAWERS. BOTH DESIGNS ARE COMPATIBLE WITH NEW ORDER TRAY ACCESSORIES AND ARE EQUIPPED WITH A LOCKING SYSTEM.



NEW ORDER OFFERS A COLLECTION OF USEFUL ACCESSORIES DESIGNED TO HELP KEEP THE WORKPLACE ORGANISED.

ACCESSORIES

BOOK DIVIDERS



BOOK DIVIDERS



THE BENT METAL BOOK DIVIDERS FUNCTION AS FLEXIBLE VERTICAL PARTITIONS THAT FULLY INTEGRATE WITH NEW ORDER SHELVES AND TRAYS.



THE MODULAR NATURE OF NEW ORDER 2.0 INSPIRES AN INFINITE NUMBER OF CUSTOMISED WORKSPACE CONFIGURATIONS. NEW ORDER STRUCTURE AND INFRASTRUCTURE ELEMENTS FORM A KIT OF PARTS WITH THE BUILT-IN FLEXIBILITY TO ADDRESS INDIVIDUAL WORKSPACE PREFERENCES WHILE ADAPTING TO THE EVER-CHANGING OFFICE ENVIRONMENT.






WORKSPACE





CONFIGURATIONS





























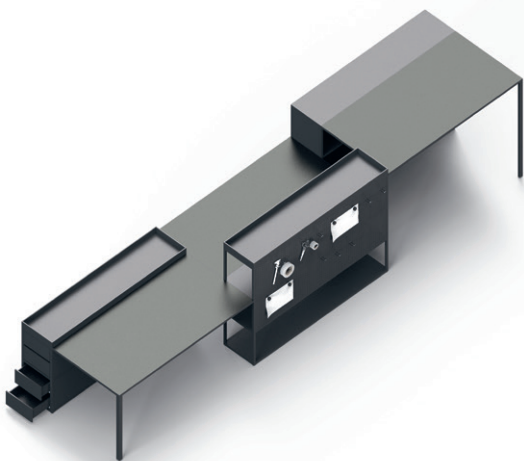

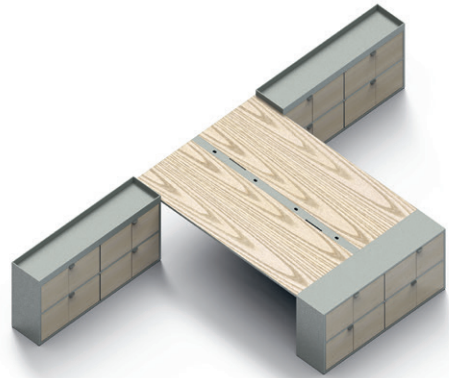




























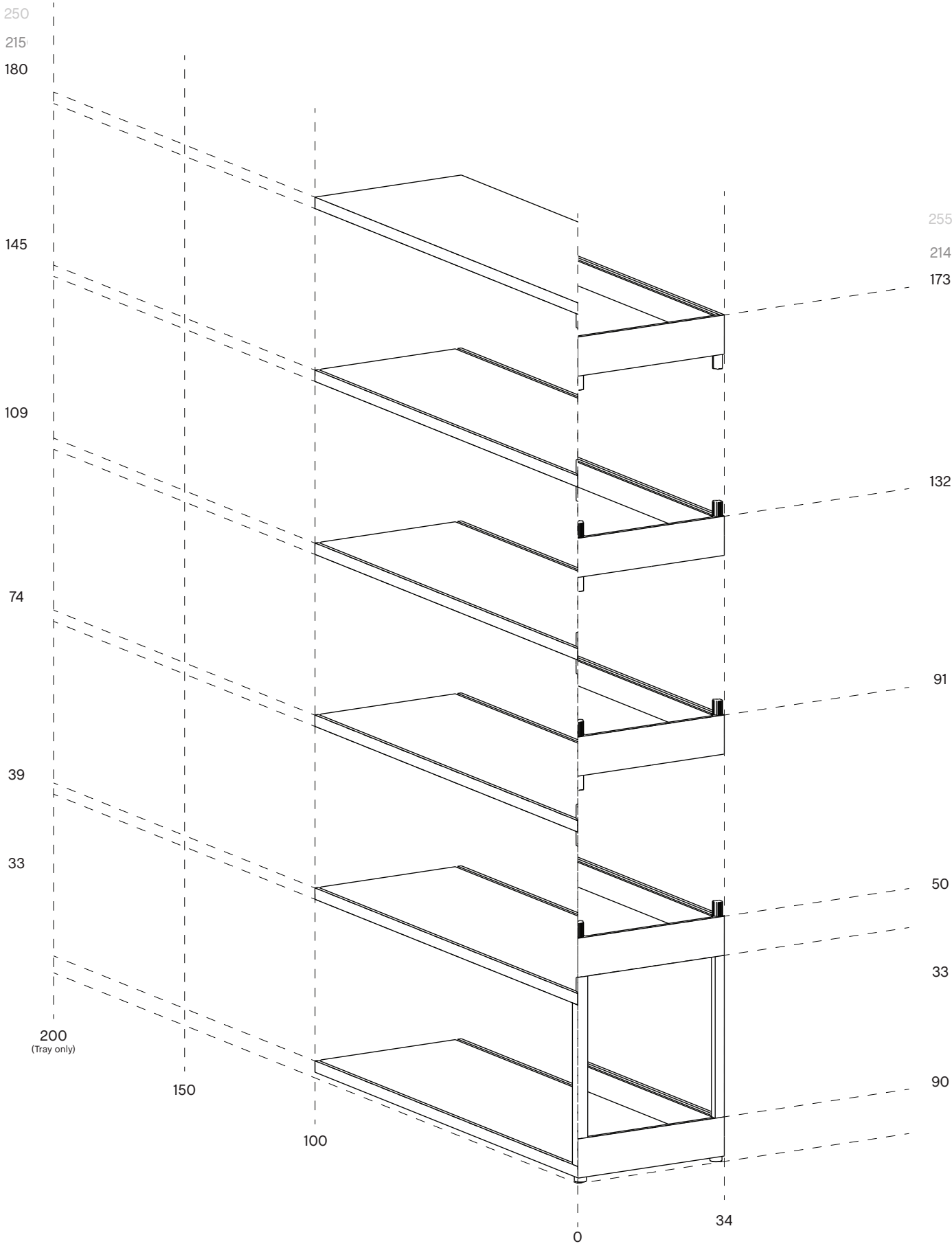
GRID

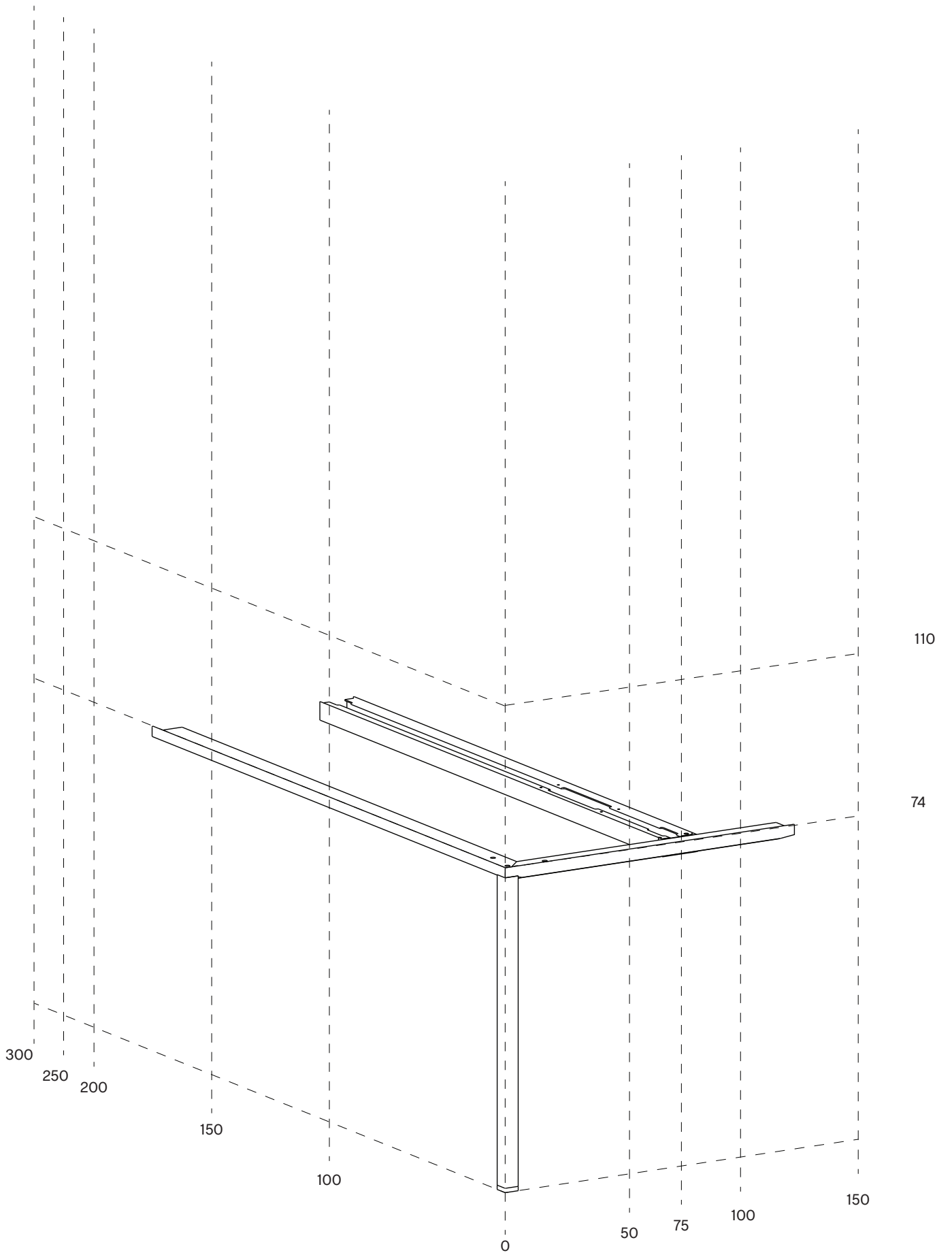


NEW ORDER'S FRAMEWORK OF PARTS FORMS A GRID WITH AN OPEN, GRAPHIC EXPRESSION, CREATING THE BACKBONE OF A SYSTEM THAT COMBINES MAXIMUM EFFICIENCY WITH INFINITE VERSATILITY. NEW ORDER'S

INFRASTRUCTURE ELEMENTS EXTEND THE FUNCTIONALITY BY OFFERING A COMPREHENSIVE SOLUTION COMPRISING A VARIETY OF PANELS, DRAWERS AND DOORS, AS WELL AS WORKSPACE MANAGEMENT.

SHELVES / TRAYS












THE NEW ORDER GRID SYSTEM EMPLOYED AT ARCHITECTURAL SCALE WAS FIRST PRESENTED AT FULL HOUSE, A SURVEY OF THE MULTIFACETED PRACTICE OF STEFAN DIEZ AT MAKK COLOGNE. COMPOSED OF NEW ORDER TABLE




PARTS, A MULTISTOREY STRUCTURE OCCUPIED THE MUSEUM'S ATRIUM SPACE WHILE A COLLECTION OF BOOTH-LIKE CONFIGURATIONS SERVED AS INDIVIDUAL DISPLAY UNITS.







IN COLLABORATION WITH THE LIGHTING COMPANY, BUSCHFELD, THE NEW ORDER SYSTEM INTEGRATED A FLEXIBLE LIGHTING LINE INTO THE STRUCTURE.



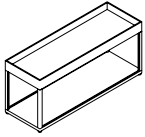


INDEX

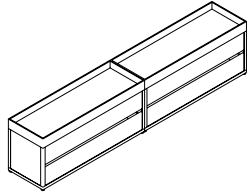




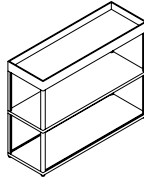
COMBINATIONS



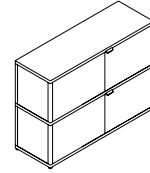
NO 1 x 2 layer
100 cm with top tray



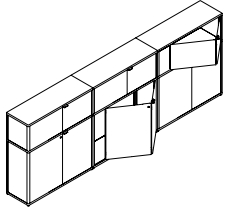
NO 2 x 2 layer
100 cm w/top tray and 2 x 2 drawers



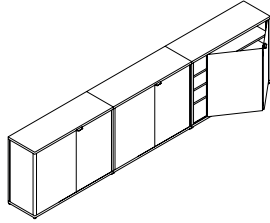
NO 1 x 3 layer
100 cm with top tray



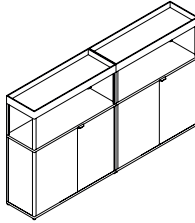
NO 1 x 3 layer
100 cm with 2 sliding doors



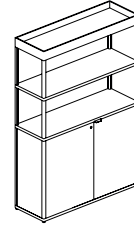
NO 3 x 3 layer
combined height 100 cm
with sliding doors & lock



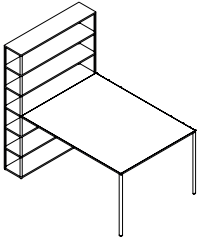
NO 3 x 2 layer
double height 100 cm
with adjustable shelves & sliding doors



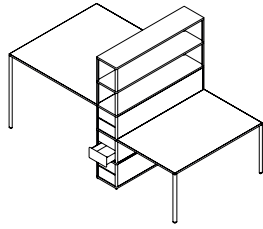
NO 2 x 3 layer
combined height 100 cm
with top tray & sliding doors



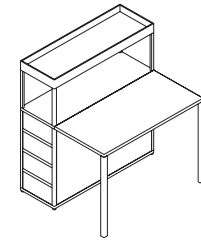
NO 1 x 4 layer
combined height 100 cm
with top tray & sliding doors



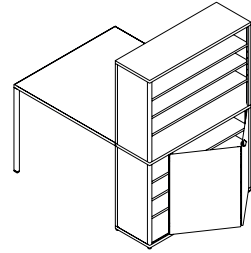
NO combined 1 workstation high
150 x 100 cm



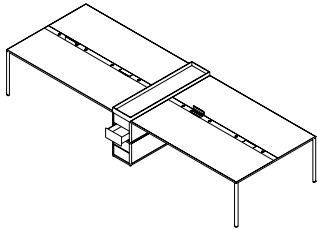
NO combined 2 x 1 workstation
150 x 150 cm / 150 x 100 cm
with drawers



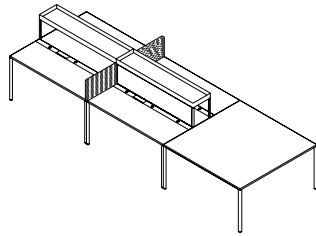
NO combined 1 workstation
100 x 50 cm with drawers



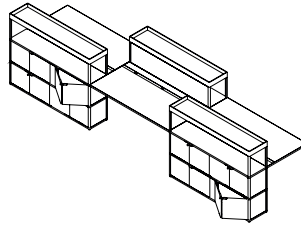
NO combined 1 workstation
100 x 100 cm with adjustable shelves
& perforated back panel



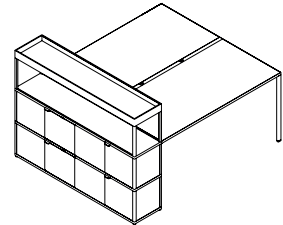
NO 2 x 2 workstations
150 x 150 cm incl. plug & play cable
management and drawers



NO 2 x 3 workstations
150 x 150 cm with tray divider and table screens



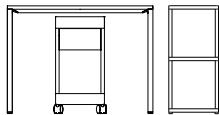
NO combined 3 workstations
150 x 75 cm with perforated back panels
& sliding doors



NO combined 1 x 2 workstations
with cable management center
with sliding doors

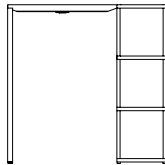


H45 cm



H68 cm

H74 cm



H110 cm



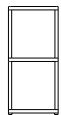
H38,5 cm



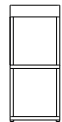
H44,5 cm



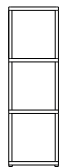
H50 cm



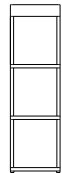
H74 cm



H79,5 cm



H110 cm



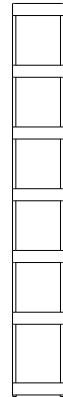
H115 cm



H132 cm

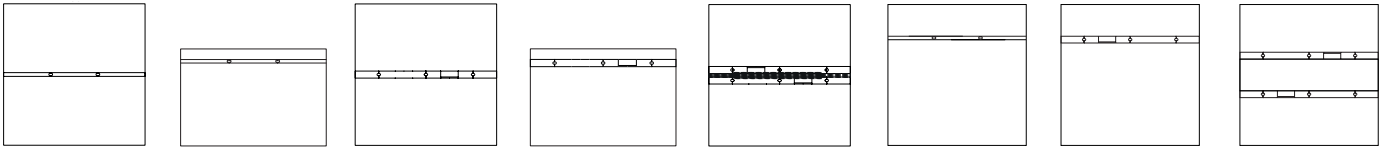


H250 cm



H255 cm

More standard combinations available



Cable Management, center

Cable Management, edge

Plug & play Cable Management, center

Plug & play Cable Management, edge

Double Cable Management only in combination with table screens

Cablemanagement edge 34 cm

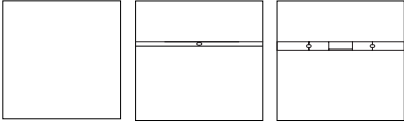
Plug & Play cable-management edge 34 cm

Plug & play Cable Management for top tray divider

Tabletop overview



100 x 50



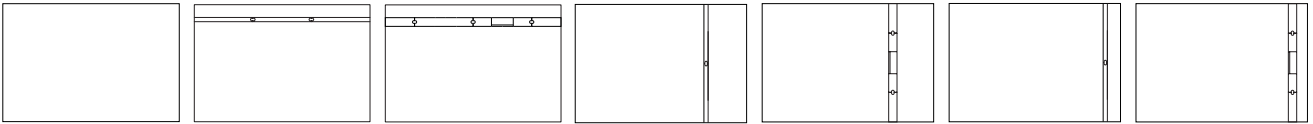
100 x 100



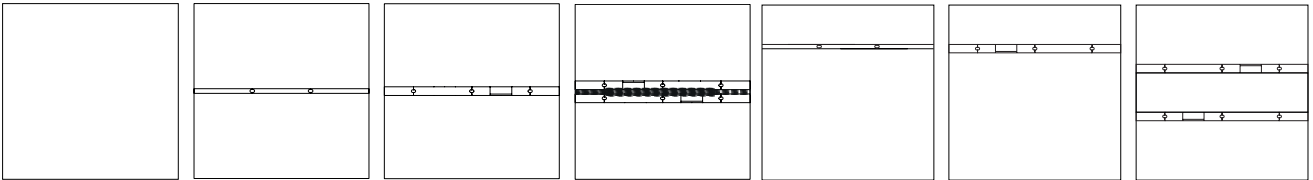
150 x 50



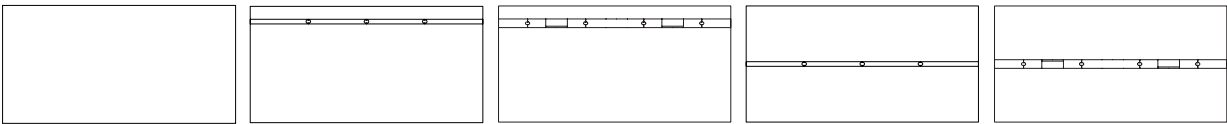
150 x 75



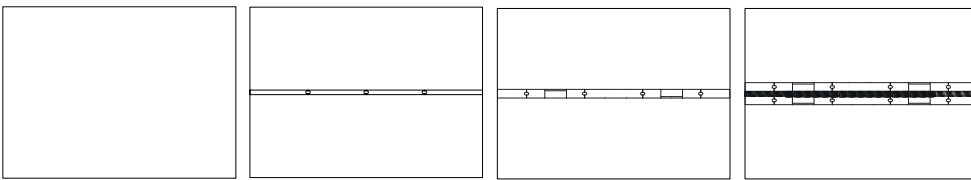
150 x 100



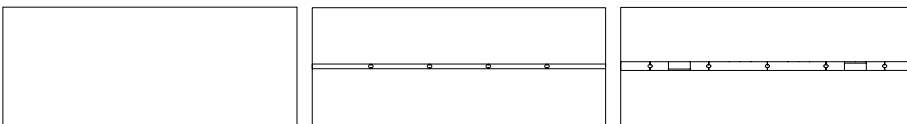
150 x 150



200 x 100



200 x 150



250 x 100



300 x 100

NEW ORDER PARTS

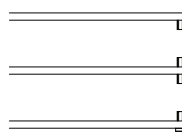
TRAYS

Shelf, corner, top, middle, and bottom
 W34 x D34 cm
 W100 x D34 cm
 W150 x D34 cm
 W200 x D34 cm



SHELVES

Shelf, corner, top, middle, and bottom
 W34 x D34 cm
 W100 x D34 cm
 W150 x D34 cm



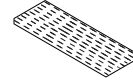
BENCHTOPS

Available with shelves and single profiles

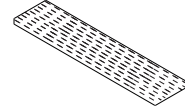
Benchtops
 W34 x D34 cm



Benchtops
 W100 x D34 cm



Benchtops
 W150 x D34 cm



ACCESSORIES

Book display
 W9 x D31 x H18 cm



Book Divider with stopper left or right
 W9 x D31 x H18 cm



Shelf Book divider, left or right
 W9 x D31 x H18 cm



Tray Book divider
 W9 x D31 x H18 cm



PROFILES

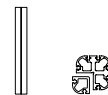
Single profile set of 4
 H33 cm



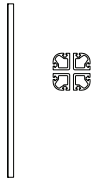
Double profile set of 2
 H33 cm



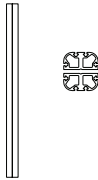
Corner profile set of 1 x triple
 1 x single
 H33 cm



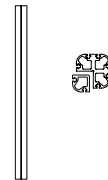
Single profile for double height set of 4
 H68 cm



Double profile for double height set of 2
 H68 cm

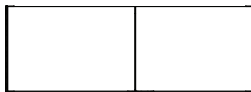


Corner profile for double height set of 1 x triple
 1 x single
 H68 cm




WOODEN SLIDING DOORS

Sliding door for 100cm
 W100 x H33 cm



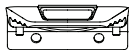
Sliding door corner / left for 100 cm
 W100 x H33 cm



Sliding door for 150 cm
 W150 x H33 cm



Handle for wooden door



WALL BRACKETS

Available for wooden back panels & steel back panels

Wall bracket shelf set of 2
 W6 X H36 cm



Wall bracket tray set of 2
 W6 X H42 cm



WOODEN PANEL SET

Panel 100
 2 x side panels + 1 x back panel
 W100 x H33 cm
 W34 x H33 cm



Panel 150
 2 x side panels + 1 x back panel
 W150 x H33 cm
 W34 x H33 cm



WOODEN WALL PANEL SET

Wall panel 100
 2 x side panels + 1 x back panel
 W100 x H33 cm
 W34 x H33 cm



Wall panel 150
 2 x side panels + 1 x back panel
 W150 x H33 cm
 W34 x H33 cm




STEEL PANELS

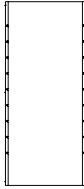
Side panel 34
W34 x H33 cm



Side panel 34
double height
W34 x H68 cm



Side panel 34
double height
for adjustable
shelves
W34 x H68 cm



Back panel
for 100 cm
W100 x H33 cm



Back panel
Double height
for 100 cm
W100 x H68 cm



Back panel
for 150 cm
W150 x H33 cm



ADJUSTABLE SHELF

Adjustable shelf
W100 x D33 cm



STEEL WALL PANELS

Wall Panel
for 100cm
W100 x H33 cm



Wall Panel
for 150 cm
W150 x H33 cm



STEEL TABLE PANELS

Table side
panel 34
W34 x H33 cm



Table side
panel 34
double height
for adjustable
shelves
W34 x H68 cm

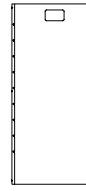


Table
back panel
for 100 cm
W100 x H33 cm

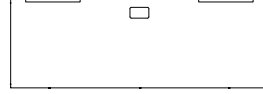


Table
back panel
Double height
for 100 cm
W100 x H68 cm

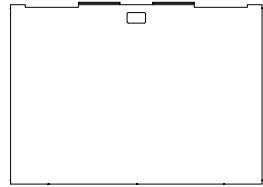
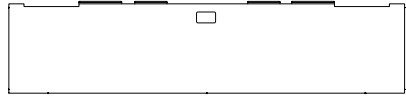
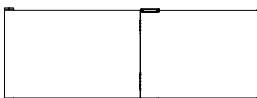


Table
back panel
for 150 cm
W150 x H33 cm

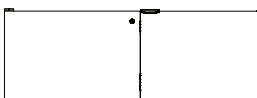


STEEL SLIDING DOORS

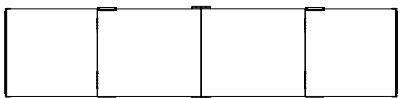
Sliding door
for 100 cm
W100 x H33 cm



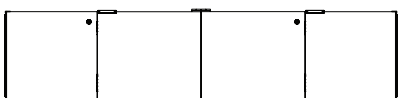
Sliding door
with lock
for 100 cm
W100 x H33 cm



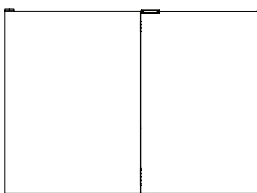
Sliding door
for 150 cm
W150 x H33 cm



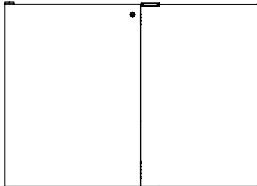
Sliding door
with lock
for 150 cm
W150 x H33 cm



Sliding door
double height
for 100 cm
W100 x H68 cm



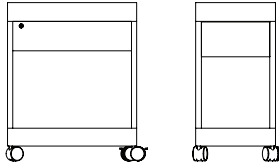
Sliding door
double height
with lock
for 100 cm
W100 x H68 cm



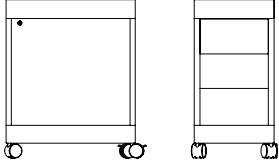
NEW ORDER PARTS

TROLLEYS

Trolley A
1 drawer & tray top
with lock
W34 x D55 x H67,5 cm

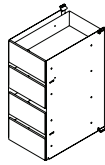
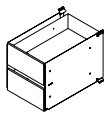


Trolley B
3 drawers & tray top
with lock
W34 x D55 x H67,5 cm

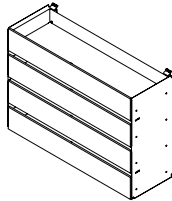
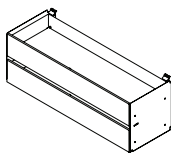


STEEL DRAWERS

Drawer 34
Set of 2
W34 x D48 x H33 cm



Drawer 34
Set of 4
W34 x D48 x H68 cm



Drawer 100
Set of 2
W100 x D34 x H33 cm

Drawer 100
Set of 4
W100 x D34 x H68 cm

Lock bar for
drawer 34 cm



Lock bar for
drawer 100 cm



Middle bar for
drawer 34 cm



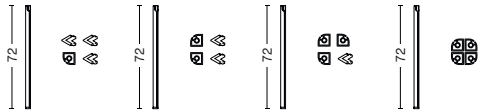
Middle bar for
drawer 100 cm



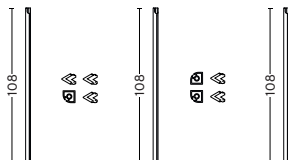
TABLE LEGS

New order tables can be connected to the shelves with table connectors. The tables are available with 1, 2, 3 or 4 legs

Legs
H72 cm



Legs
H108 cm



Set of Flat corner



TEXTILE PANELS


Textile
side panel 34
W34 x H33 cm




Textile
side panel 34
Double Height
W34 x H68 cm



Textile
back panel 100
W100 x H33 cm



Textile
back panel 100
Double Height
W100 x H68 cm




Textile
back panel 150
W150 x H33 cm




PERFORATED STEEL PANELS

Perforated
back panel 100
W100 x H33 cm



Perforated
back panel 100
Double height
W100 x H68 cm



Perforated
back panel 150
W150 x H33 cm



TABLE CONNECTORS

Table connector front
set of 2,
2 x W20 cm

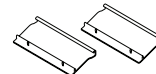


Table connector
end shelf,
W34 cm

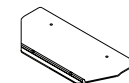


Table connector
end tray,
W34 cm

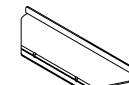
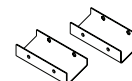


Table wall connector
set of 2
2 x W20cm



SPACE MANGEMENT

Table screen middle textile
W100 x H33 cm




Table screen middle textile
W150 x H33 cm




Table screen middle textile
W200 x H33 cm




Table screen edge textile
W73 x H33 cm



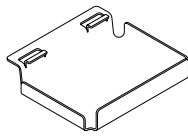


Table screen edge textile
W58 x H33 cm

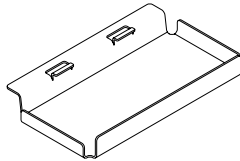


CABLE MANAGEMENT ACCESSORIES

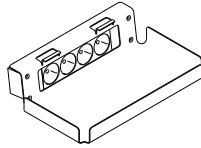
Cable tray for cable management
W23 x D20 x H4 cm



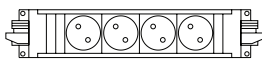
Cable tray for cable management
W35 x D20 x H4 cm



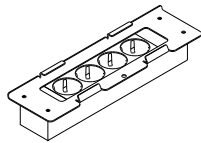
Cable tray for plug socket
W31 x D20 x H6,5 cm



Plug socket example for cable management solutions

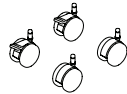


Plug bracket example for double cable management

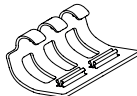


DIVERSE

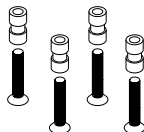
Wheels
set of 4



Cable clip
set of 2



Tray divider connector
set of 4

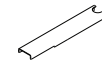


Leg connector

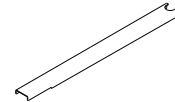


COVERS FOR CABLE MANAGEMENT

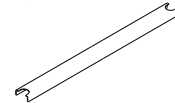
Cover end
W25 x D4 cm



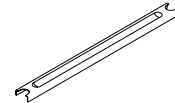
Cover end
W50 x D4 cm



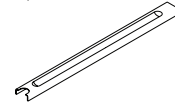
Cover middle
W50 x D4 cm



Cover middle
Pen holder
W50 x D4 cm

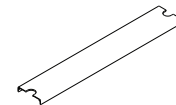


Cover end
Pen holder
W50 x D4 cm

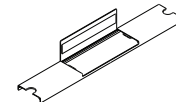


COVERS FOR DOUBLE- AND PLUG & PLAY CABLE MANAGEMENT

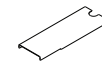
Cover middle, for double cable management
W50 x D8 cm



Cover middle, for plug and play cable management
W50 x D8 cm

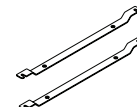


Cover end, for double cable management
W25 x D8 cm

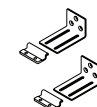


COVERS FOR DOUBLE- AND PLUG & PLAY CABLE MANAGEMENT

Safety bracket floor
Set of 2




Safety bracket wall
Set of 2



COLOURS / MATERIALS

SHELVING SYSTEM & TABLES
Powder-coated
aluminium & steel




Army

Charcoal

Light Grey

Red
Not available for tables and
steel acc.

TABLETOPS
Linoleum



Green

Dark grey

Grey

Cloud grey

Fenix laminate




Ink black

Dusty grey

Dusty green

Veneer



Matt lacquered oak

PANELS AND
SLIDING DOORS
Veneer




Untreated ash veneer

Untreated oak veneer

Grey stained ash veneer

Black stained ash veneer

TEXTILE PANELS,
TEXTILE SCREENS AND
BENCHTOP CUSHIONS



Surface by HAY

Steelcut Trio

Steelcut

Canvas

Remix



Leather cognac
(Benchtop only)

Leather black
(Benchtop only)

IMPRINT

COPYRIGHT
HAY A/S 2018

DESIGN
HAY IN COLLABORATION
WITH DIEZ OFFICE

PHOTOS
GERHARDT KELLERMANN
RASMUS NORLANDER
JONATHAN MAULOUBIER

ART DIRECTION / GRAPHIC DESIGN
BUREAU MIRKO BORSCHÉ
IN COLLABORATION WITH DIEZ OFFICE

PRINTING
KOPA

SUBJECT TO PRINTING ERRORS
WWW.HAY.COM

HAY